





















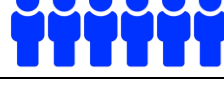













































































APPENDIX 2 - Relationship between Qualifications and Destinations


























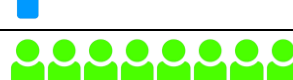



CLYDEBANK HIGH SCHOOL: Outcome of the first year group from Clydebank High School to complete the Senior Phase of CfE			
Pupils achieved the following levels of attainment:	These enable the following post-school destinations:	In comparison with the preceding year group the following change was seen:	In comparison with West Dunbartonshire Council levels:
 98.0% of pupils achieved units at SCQF Level 1 or above	Accredited achievement which evidences personal skills needed for a range of Modern Apprenticeships and employment opportunities	1.1% more pupils achieved SCQF unit awards 	1.6% fewer pupils achieved SCQF unit awards 
 79.2% of pupils achieved Literacy at SCQF Level 4 or above		8.6% fewer pupils achieved literacy at SCQF level 4 or above 	10.8% fewer pupils achieved literacy at SCQF level 4 or above 
 82.4% of pupils achieved 3 or more National 4s or better		4.7% fewer pupils achieved 3, 4 or 5 National 4s or better 	9.1% fewer pupils achieved 3, 4 or 5 National 4s or better 
 65.1% of pupils achieved Numeracy at SCQF Level 4 or above		1.8% fewer pupils achieved numeracy at SCQF level 4 or above 	11.1% fewer pupils achieved numeracy at SCQF level 4 or above 
 60.4% of pupils achieved 3 or more National 5s or better	Qualified for the most selective Modern Apprenticeships (e.g. finance, engineering)	1.1% fewer pupils achieved 3, 4 or 5 National 5s or better 	6.3% fewer pupils achieved 3, 4 or 5 National 5s or better 
 64.7% of pupils achieved 1 or more Higher	Qualified to progress to study an HNC	16.8% more pupils achieved 1 or more Highers 	6.4% more pupils achieved 1 or more Highers 
 37.3% of pupils achieved 3 or more Highers	Qualified for a range of Higher Education opportunities	12.2% more pupils achieved 3 or more Highers 	1.9% fewer pupils achieved 3 or more Highers 
 18.0% of pupils achieved 4 or more Highers at Grades A or B	Qualified for more selective degree courses (e.g. science, etc)	6.3% more pupils achieved 4 or more Highers at Grades A or B 	1.9% fewer pupils achieved 4 or more Highers at Grades A or B 
 15.7% of pupils achieved 1 or more Advanced Higher	Better qualified for more selective degree courses	2.8% more pupils achieved 1 or more Advanced Highers 	1.4% fewer pupils achieved 1 or more Advanced Highers 
 3.9% of pupils achieved 4 or more Highers at Grade A	Qualified for the most selective degree courses (e.g. veterinary science, medicine)	0.1% more pupils achieved 4 or more Highers at Grade A	3.0% fewer pupils achieved 4 or more Highers at Grade A 

DUMBARTON ACADEMY: Outcome of the first year group from Dumbarton Academy to complete the Senior Phase of CfE			
Pupils achieved the following levels of attainment:		These enable the following post-school destinations:	In comparison with the preceding year group the following change was seen:
	92.6% of pupils achieved units at SCQF Level 1 or above	Accredited achievement which evidences personal skills needed for a range of Modern Apprenticeships and employment opportunities	1.1% fewer pupils achieved SCQF unit awards 
	82.6% of pupils achieved Literacy at SCQF Level 4 or above		4.9% fewer pupils achieved literacy at SCQF level 4 or above 
	80.5% of pupils achieved 3 or more National 4s or better		1.4% fewer pupils achieved 3, 4 or 5 National 4s or better 
	72.5% of pupils achieved Numeracy at SCQF Level 4 or above	Accredited achievement in numeracy skills, enabling a wider range of opportunities	6.3% more pupils achieved numeracy at SCQF level 4 or above 
	59.1% of pupils achieved 3 or more National 5s or better	Qualified for the most selective Modern Apprenticeships (e.g. finance, engineering)	1.6% fewer pupils achieved 3, 4 or 5 National 5s or better 
	62.4% of pupils achieved 1 or more Higher	Qualified to progress to study an HNC	9.7% more pupils achieved 1 or more Highers 
	32.9% of pupils achieved 3 or more Highers	Qualified for a range of Higher Education opportunities	3.0% more pupils achieved 3 or more Highers 
	18.1% of pupils achieved 4 or more Highers at Grades A or B	Qualified for more selective degree courses (e.g. science, etc)	5.5% more pupils achieved 4 or more Highers at Grades A or B 
	18.8% of pupils achieved 1 or more Advanced Higher	Better qualified for more selective degree courses	18.0% more pupils achieved 1 or more Advanced Highers 
	5.4% of pupils achieved 4 or more Highers at Grade A	Qualified for the most selective degree courses (e.g. veterinary science, medicine)	1.4% more pupils achieved 4 or more Highers at Grade A 
			In comparison with West Dunbartonshire Council levels:
			7.0% fewer pupils achieved SCQF unit awards 
			7.5% fewer pupils achieved literacy at SCQF level 4 or above 
			10.9% fewer pupils achieved 3, 4 or 5 National 4s or better 
			3.7% fewer pupils achieved numeracy at SCQF level 4 or above 
			7.6% fewer pupils achieved 3, 4 or 5 National 5s or better 
			4.1% more pupils achieved 1 or more Highers 
			6.3% fewer pupils achieved 3 or more Highers 
			1.8% fewer pupils achieved 4 or more Highers at Grades A or B 
			1.7% more pupils achieved 1 or more Advanced Highers 
			1.5% fewer pupils achieved 4 or more Highers at Grade A 

OUR LADY & ST PATRICK’S HIGH SCHOOL: Outcome of the first year group from our Lady & St. Patrick’s High School to complete the Senior Phase of CfE

Pupils achieved the following levels of attainment:		These enable the following post-school destinations:	In comparison with the preceding year group the following change was seen:		In comparison with West Dunbartonshire Council levels:	
	97.9% of pupils achieved units at SCQF Level 1 or above	Accredited achievement which evidences personal skills needed for a range of Modern Apprenticeships and employment opportunities	1.6% fewer pupils achieved SCQF unit awards		1.7% fewer pupils achieved SCQF unit awards	
	78.3% of pupils achieved Literacy at SCQF Level 4 or above		16.0% fewer pupils achieved literacy at SCQF level 4 or above		11.7% fewer pupils achieved literacy at SCQF level 4 or above	
	89.9% of pupils achieved 3 or more National 4s or better	Qualified for more selective Modern Apprenticeships (e.g. administration)	1.0% fewer pupils achieved 3, 4 or 5 National 4s or better		1.5% fewer pupils achieved 3, 4 or 5 National 4s or better	
	79.9% of pupils achieved Numeracy at SCQF Level 4 or above	Accredited achievement in numeracy skills, enabling a wider range of opportunities	4.8% more pupils achieved numeracy at SCQF level 4 or above		3.7% more pupils achieved numeracy at SCQF level 4 or above	
	70.9% of pupils achieved 3 or more National 5s or better	Qualified for the most selective Modern Apprenticeships (e.g. finance, engineering)	6.1% fewer pupils achieved 3, 4 or 5 National 5s or better		4.2% more pupils achieved 3, 4 or 5 National 5s or better	
	65.1% of pupils achieved 1 or more Higher	Qualified to progress to study an HNC	3.3% fewer pupils achieved 1 or more Highers		6.8% more pupils achieved 1 or more Highers	
	43.4% of pupils achieved 3 or more Highers	Qualified for a range of Higher Education opportunities	6.9% fewer pupils achieved 3 or more Highers		4.2% more pupils achieved 3 or more Highers	
	24.3% of pupils achieved 4 or more Highers at Grades A or B	Qualified for more selective degree courses (e.g. science, etc)	2.9% fewer pupils achieved 4 or more Highers at Grades A or B		4.4% more pupils achieved 4 or more Highers at Grades A or B	
	26.5% of pupils achieved 1 or more Advanced Higher	Better qualified for more selective degree courses	7.3% more pupils achieved 1 or more Advanced Highers		9.4% more pupils achieved 1 or more Advanced Highers	
	11.1% of pupils achieved 4 or more Highers at Grade A	Qualified for the most selective degree courses (e.g. veterinary science, medicine)	0.6% more pupils achieved 4 or more Highers at Grade A		4.2% more pupils achieved 4 or more Highers at Grade A	

ST PETER THE APOSTLE HIGH SCHOOL: Outcome of the first year group from St Peter the Apostle High School to complete the Senior Phase of CfE						
Pupils achieved the following levels of attainment:		These enable the following post-school destinations:	In comparison with the preceding year group the following change was seen:		In comparison with West Dunbartonshire Council levels:	
	99.0% of pupils achieved units at SCQF Level 1 or above	Accredited achievement which evidences personal skills needed for a range of Modern Apprenticeships and employment opportunities	0.7% fewer pupils achieved SCQF unit awards		0.7% fewer pupils achieved SCQF unit awards	
	90.9% of pupils achieved Literacy at SCQF Level 4 or above		6.5% fewer pupils achieved literacy at SCQF level 4 or above		0.9% more pupils achieved literacy at SCQF level 4 or above	
	89.9% of pupils achieved 3 or more National 4s or better		2.6% fewer pupils achieved 3, 4 or 5 National 4s or better		1.5% fewer pupils achieved 3, 4 or 5 National 4s or better	
	70.7% of pupils achieved Numeracy at SCQF Level 4 or above	Accredited achievement in numeracy skills, enabling a wider range of opportunities	7.1% more pupils achieved numeracy at SCQF level 4 or above		5.5% fewer pupils achieved numeracy at SCQF level 4 or above	
	63.4% of pupils achieved 3 or more National 5s or better	Qualified for the most selective Modern Apprenticeships (e.g. finance, engineering)	4.2% fewer pupils achieved 3, 4 or 5 National 5s or better		3.3% fewer pupils achieved 3, 4 or 5 National 5s or better	
	55.4% of pupils achieved 1 or more Higher	Qualified to progress to study an HNC	6.5% more pupils achieved 1 or more Highers		2.9% fewer pupils achieved 1 or more Highers	
	37.6% of pupils achieved 3 or more Highers	Qualified for a range of Higher Education opportunities	4.9% more pupils achieved 3 or more Highers		1.5% fewer pupils achieved 3 or more Highers	
	18.5% of pupils achieved 4 or more Highers at Grades A or B	Qualified for more selective degree courses (e.g. science, etc)	4.8% more pupils achieved 4 or more Highers at Grades A or B		1.5% fewer pupils achieved 4 or more Highers at Grades A or B	
	14.3% of pupils achieved 1 or more Advanced Higher	Better qualified for more selective degree courses	0.6% more pupils achieved 1 or more Advanced Highers		2.8% fewer pupils achieved 1 or more Advanced Highers	
	7.3% of pupils achieved 4 or more Highers at Grade A	Qualified for the most selective degree courses (e.g. veterinary science, medicine)	1.9% more pupils achieved 4 or more Highers at Grade A		0.4% more pupils achieved 4 or more Highers at Grade A	

VALE OF LEVEN ACADEMY: Outcome of the first year group from Vale of Leven Academy to complete the Senior Phase of CfE			
Pupils achieved the following levels of attainment:	These enable the following post-school destinations:	In comparison with the preceding year group the following change was seen:	In comparison with West Dunbartonshire Council levels:
 99.5% of pupils achieved units at SCQF Level 1 or above	Accredited achievement which evidences personal skills needed for a range of Modern Apprenticeships and employment opportunities	2.8% more pupils achieved SCQF unit awards 	0.1% fewer pupils achieved SCQF unit awards 
 95.2% of pupils achieved Literacy at SCQF Level 4 or above		1.3% more pupils achieved literacy at SCQF level 4 or above 	5.2% more pupils achieved literacy at SCQF level 4 or above 
 89.4% of pupils achieved 3 or more National 4s or better	Qualified for more selective Modern Apprenticeships (e.g. administration)	2.1% more pupils achieved 3, 4 or 5 National 4s or better 	2.1% fewer pupils achieved 3, 4 or 5 National 4s or better 
 77.1% of pupils achieved Numeracy at SCQF Level 4 or above	Accredited achievement in numeracy skills, enabling a wider range of opportunities	7.0% more pupils achieved numeracy at SCQF level 4 or above 	0.9% more pupils achieved numeracy at SCQF level 4 or above 
 62.2% of pupils achieved 3 or more National 5s or better	Qualified for the most selective Modern Apprenticeships (e.g. finance, engineering)	4.2% more pupils achieved 3, 4 or 5 National 5s or better 	4.4% fewer pupils achieved 3, 4 or 5 National 5s or better 
 54.3% of pupils achieved 1 or more Higher	Qualified to progress to study an HNC	8.4% more pupils achieved 1 or more Highers 	4.0% fewer pupils achieved 1 or more Highers 
 33.0% of pupils achieved 3 or more Highers	Qualified for a range of Higher Education opportunities	2.6% more pupils achieved 3 or more Highers 	6.2% fewer pupils achieved 3 or more Highers 
 14.9% of pupils achieved 4 or more Highers at Grades A or B	Qualified for more selective degree courses (e.g. science, etc)	1.1% more pupils achieved 4 or more Highers at Grades A or B 	5.0% fewer pupils achieved 4 or more Highers at Grades A or B 
 18.6% of pupils achieved 1 or more Advanced Higher	Better qualified for more selective degree courses	8.1% more pupils achieved 1 or more Advanced Highers 	1.6% more pupils achieved 1 or more Advanced Highers 
 4.8% of pupils achieved 4 or more Highers at Grade A	Qualified for the most selective degree courses (e.g. veterinary science, medicine)	1.5% more pupils achieved 4 or more Highers at Grade A 	2.1% fewer pupils achieved 4 or more Highers at Grade A 