


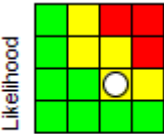
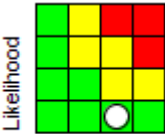
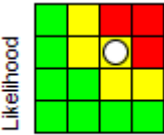
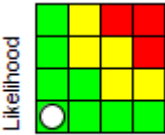
Education Learning & Attainment 2019/20 Delivery Plan

Report Author: Lynn Henderson
Generated on: 11 September 2020

	1. A strong local economy and improved job opportunities
--	--

	Increased employment and training opportunities
--	---

Action	Status	Progress	Due Date	Note	Assigned To	Latest Note Date
E/1920DP/02DEI Develop and Deliver Educational Improvement Across West Dunbartonshire		<div style="width: 100%;"><div style="width: 100%; background-color: #4F81BD; color: white; text-align: center;">100%</div></div>	31-Mar-2020	All actions and sub actions completed. We maintained our 100% record of positive school inspections and school improvement monitoring visits recorded rates of progress with outcome measures for excellence and equity as follows Very good progress in 40% of schools; Good progress in 50% of schools; and satisfactory progress in 10% of schools.	Andrew Brown; Julie McGrogan	10-Sep-2020

Risk	Current Risk Matrix	Date Reviewed	Latest Note	Latest Note Author	Latest Note Date	Target Risk Matrix	Assigned To
EDR/2019/02 Develop and Deliver Educational Improvement Across West Dunbartonshire	Likelihood  Impact	26 Aug 2019	Our local analysis shows positive impact on narrowing the gap and raising attainment. Scottish Government analysis published in December 2019 will provide comparator analysis for Scotland. We have overtaken a number of national targets set for 2020. A recent school inspection identified key features of WDC's Raising Attainment Strategy as features of effective practice within the school context.	Alan Munro	26 Nov 2019	Likelihood  Impact	Susan Gray; Denise McKinnon
SR 002 Failure to implement broad-ranging school improvement to raise attainment and achievement	Likelihood  Impact	10 Sep 2020	National data collection cancelled for session 2019/20 due to COVID. Project implementation delayed due to COVID. A revised equity plan under development as part of the Education Recovery Plan. Impact analysis of lockdown on school attainment and achievement conducted September to November. On going uncertainty regarding pupil / staff absence is predicted to impact on achievement of targets.	Lynn Henderson	10 Sep 2020	Likelihood  Impact	Julie McGrogan





Increased skills for life and learning

Performance Indicator	2018/19			2019/20					2020/21	Assigned To	
	Value	Target	Status	Value	Target	Status	Long Trend	Short Trend	Note		Target
ED/CPP12-13/045 Secondary school attendance rate (S1-S5). Sixth year pupils are not included as they are beyond the age of compulsory schooling.	88.4%	91%		87.1%	91%				A programme of analysis and dialogue with establishments relating to maximising attendance has been established.	91%	Claire Cusick
ED/CPP12-13/182 Primary school attendance rate	94.4%	95%		93.2%	95%				A programme of analysis and dialogue with establishments relating to maximising attendance has been established.	95%	Claire Cusick
ED/IN/011 Cases of exclusion per 1,000 school pupils	30	40		20	40				WDC data on exclusions during the 2019-20 school session are showing exclusion incidents per 1,000 pupils for that session decreased by 10 from the previous school session to 20. The figure is 20 below the target of 40. Data is only published by the Scottish Government biannually and 2019-20 data will not be published. Therefore, no comparison can be made with other authorities or with National data. Scottish Government will publish the data from the 2020-21 school session in December 2021. It should be taken into consideration that schools have been closed since March 2020 due to the Covid-19 situation.	40	Claire Cusick

Performance Indicator	2018/19			2019/20						2020/21	Assigned To
	Value	Target	Status	Value	Target	Status	Long Trend	Short Trend	Note	Target	
ED/NEW/025 Primary Exclusion (days lost per 1,000 pupils) NEW	19.8	N/A		11.7	N/A				Targets N/A as this is a data only PI	N/A	Derek McGlynn
ED/NEW/027 Secondary Exclusion (days lost per 1,000 pupils) NEW	61.9	N/A		40.7	N/A				Targets N/A as this is a data only PI	N/A	Derek McGlynn
ED/RAA/001 Percentage of educational establishments receiving positive inspection reports	100%	100%		100%	100%				In school session 2019-20, three establishments have been inspected and had reports published, St Stephen's and Gartocharn Primary Schools and Gartocharn ELCC. All three inspections have resulted in positive inspection reports.	100%	Laura Mason
SCHN01 Cost per primary school pupil £	£6,061.65	£6,061.65		Not yet available	£6,061.65	N/A	N/A	N/A	2019/20 data for LGBF cost indicators will be available in the first quarter of 2021 following publication by the Improvement Service.	£6,061.65	Laura Mason
SCHN02 Cost per secondary school pupil £	£6,966.27	£6,966.27		Not yet available	£6,966.27	N/A	N/A	N/A		£6,966.27	Laura Mason
SCHN03 Cost per pre-school place £	£6,116.83	£6,116.83		Not yet available	£6,116.83	N/A	N/A	N/A		£6,116.83	Laura Mason
SCHN04 % of pupils gaining 5 + awards at level 5	56%	56%		Not yet available	N/A	N/A	N/A	N/A	Normally, SQA data is released in August followed by the Scottish Government's benchmarking tool, Insight, in mid September. At that point, the data for the academic year ending in June is available. However, as a result of the COVID-19 pandemic, the data will not be published in Insight for session 2019/20.	57%	Andrew Brown
SCHN05 % of pupils gaining 5+ awards at level 6	29%	29%		Not yet available	N/A	N/A	N/A	N/A		30%	Andrew Brown
SCHN06 % pupils in 20% most deprived areas getting 5+ awards at level 5	44%	44%		Not yet available	N/A	N/A	N/A	N/A		45%	Andrew Brown
SCHN07 % pupils in 20% most deprived areas getting 5+ awards at level 6	18%	18%		Not yet available	N/A	N/A	N/A	N/A		19%	Andrew Brown
SCHN10 % of Adults Satisfied with local schools	88.77%	88.77%		Not yet available	89%	N/A	N/A	N/A		2019/20 for this LGBF indicator will be available in	90%

Performance Indicator	2018/19			2019/20						2020/21	Assigned To
	Value	Target	Status	Value	Target	Status	Long Trend	Short Trend	Note	Target	
				e					the first quarter of 2021 following publication by the Improvement Service.		
SCHN11 Percentage of school leavers in positive and sustained destinations	93.63%	92.3%	✔	Not yet available	92.4%	N/A	N/A	N/A	This data will be available from the Skills Development Scotland School Leaver Destination Return (SLDR) in December 2020. Our comparative performance against other local authorities will be available in February 2021 following publication of the Local Government Benchmarking Framework by the Improvement Service.	92.5%	Susie Byrne
SCHN12a Overall Average Total Tariff	785.32	785.32	✔	Not yet available		N/A	N/A	N/A	Normally, SQA data is released in August followed by the Scottish Government's benchmarking tool, Insight, in mid September. At that point, the data for the academic year ending in June is available. However, as a result of the COVID-19 pandemic, the data will not be published in Insight for session 2019/20.		Andrew Brown
SCHN12b Average Total Tariff SIMD Quintile 1	613	710	⚠	Not yet available	714	N/A	N/A	N/A		718	Andrew Brown
SCHN12c Average Total Tariff SIMD Quintile 2	772	893	⚠	Not yet available	912	N/A	N/A	N/A		931	Andrew Brown
SCHN12d Average Total Tariff SIMD Quintile 3	986	950	✔	Not yet available	967	N/A	N/A	N/A		984	Andrew Brown
SCHN12e Average Total Tariff SIMD Quintile 4	1,017	1,054	⚠	Not yet available	1119?	N/A	N/A	N/A		1184	Andrew Brown
SCHN12f Average Total Tariff SIMD Quintile 5	1,145	1,145	✔	Not yet available	1,157	N/A	N/A	N/A		1,163	Andrew Brown
SCHN13a % of P1, P4 and P7 pupils combined achieving expected CFE Level in Literacy	68.2%	68.2%		N/A		N/A	N/A	N/A	The Deputy First Minister and Cabinet Secretary for		Julie McGrogan

Performance Indicator	2018/19			2019/20						2020/21	Assigned To
	Value	Target	Status	Value	Target	Status	Long Trend	Short Trend	Note	Target	
SCHN13b % of P1, P4 and P7 pupils combined achieving expected CFE Level in Numeracy	76%			N/A		N/A	N/A	N/A	Education and Skills wrote to Directors of Education in May 2020 to advise that it had been decided to suspend the Achievement of Curriculum for Excellence data collection for the 2019-20 school session. Interim predictions were submitted by schools to provide an indicative indicator of attainment. However, this data is not robust as it did not reflect a full academic year's attainment and is therefore non comparable with previous years' data.		Julie McGrogan
SCHN14a Literacy Attainment Gap (P1,4,7 Combined) - percentage point gap between the least deprived and most deprived pupils	12.76%			N/A		N/A	N/A	N/A			Julie McGrogan
SCHN14b Numeracy Attainment Gap (P1,4,7 Combined) - percentage point gap between the least deprived and most deprived pupils	16.89%			N/A		N/A	N/A	N/A			Julie McGrogan
SCHN14c Percentage of pupils achieving expected levels in Writing by P7	N/A	N/A	N/A	N/A	N/A	N/A	N/A	N/A		This is a new PI for 2019/20. However, due to COVID-19 pandemic, there will be no data this year. Interim predictions were submitted by schools to provide an indicative indicator of attainment. However, this data is not robust as it did not reflect a full academic year's attainment and is therefore non comparable with previous years' data.	
SCHN21 Participation Rate for 16-19 year olds (per 100)	90.27%	90.27%							Publication of data delayed due to Covid-19		Susie Byrne

Action	Status	Progress	Due Date	Note	Assigned To	Latest Note Date
E/1920DP/01RAA Deliver the Raising Attainment Agenda		<div style="background-color: #4f81bd; color: white; padding: 2px; display: inline-block;">100%</div>	30 Jun 2020	All actions and sub-actions completed. However, the data used to measure the impact is partial due to the COVID-19 pandemic resulting in schools lockdown in March.	Andrew Brown; Julie McGrogan	10 Sep 2020

Performance Indicator	2018/19			2019/20						2020/21	Assigned To
	Value	Target	Status	Value	Target	Status	Long Trend	Short Trend	Note	Target	
SCHN18 % of funded Early Years Provision which is graded good or better	77.42%	77.42%		86.5%	77.42%				Based on 38 ELCs open in 19/20, 33 graded good or above and 5 below.	86.5%	Kathy Morrison

Action	Status	Progress	Due Date	Note	Assigned To	Latest Note Date
E/1920DP/05GIR Develop, Review and Improve GIRFEC Processes		<div style="width: 100%;"><div style="background-color: #4f81bd; width: 100%;"></div></div> 100%	30 Jun 2020	Action and associated milestones completed.	Claire Cusick	30 Jun 2020

Risk	Current Risk Matrix	Date Reviewed	Latest Note	Latest Note Author	Latest Note Date	Target Risk Matrix	Assigned To
E/1920DP/05 Develop, Review and Improve GIRFEC Processes		31 Jan 2020	Delayed due to publication of guidance from Scottish Government, and bringing work into line with our own Care and ASN reviews.	Claire Cusick	03 Nov 2020		Claire Cusick



Improved wellbeing

Action	Status	Progress	Due Date	Note	Assigned To	Latest Note Date
E/1920DP/06HWB Deliver Improvement in Young People's Health and Wellbeing		<div style="width: 88%;"><div style="background-color: #4f81bd; width: 88%;"></div></div> 88%	30 Jun 2020	As a result of the COVID-19 pandemic, most of the face to face work with young people relating to health and wellbeing ceased, with the notable exception of work that took place for our most vulnerable in our support hubs throughout the lockdown. This action has been carried forward into sessions 2020/21 and re-scoped as a result of the ongoing affects of the pandemic.	Claire Cusick	03 Nov 2020
E/1920DP/07PES Development of Parental Engagement Strategy		<div style="width: 70%;"><div style="background-color: #4f81bd; width: 70%;"></div></div> 70%	30 Jun 2020	As a result of the COVID-19 pandemic, engagement with parents changed in focus. This action has been carried forward into session 2020/21.	Claire Cusick	03 Nov 2020

Risk	Current Risk Matrix	Date Reviewed	Latest Note	Latest Note Author	Latest Note Date	Target Risk Matrix	Assigned To
------	---------------------	---------------	-------------	--------------------	------------------	--------------------	-------------

Risk	Current Risk Matrix	Date Reviewed	Latest Note	Latest Note Author	Latest Note Date	Target Risk Matrix	Assigned To
EDR/2019/06 Deliver Improvement in Young People's Health and Wellbeing	Likelihood Impact	03 Aug 2020	Focus post COVID on supporting emotional health and wellbeing is in place and work planned with a range of multi-agency partners to support this.	Alan Munro	03 Aug 2020	Likelihood Impact	Claire Cusick
EDR/2019/07 Implement the Parental Engagement Strategy	Likelihood Impact	03 Aug 2020	The strategy will continue to be implemented and adapted to identify and support our most vulnerable families as a result of COVID.	Alan Munro	03 Aug 2020	Likelihood Impact	Susan Gray

P 3. Meaningful engagement with active, empowered and informed citizens who feel safe and engaged

Ob Strong and active communities

Action	Status	Progress	Due Date	Note	Assigned To	Latest Note Date
E/1920DP/08ATS Develop and Promote Approaches to Sustainability			31 Mar 2020	Working group produced draft policy guidance and curriculum materials. Pupil conference focussing on the Global Goals in the context of Upstream Battle focussing on plastic pollution. Pupil Upstream Battle Ambassadors established in every school. Action planning led by pupils in conjunction with headteachers was planned for May but was cancelled due to COVID.	Julie McGrogan	11 Sep 2020

Risk	Current Risk Matrix	Date Reviewed	Latest Note	Latest Note Author	Latest Note Date	Target Risk Matrix	Assigned To
EDR/2019/08 Develop and Promote Approaches to Sustainability	Likelihood Impact	03 Nov 2020	As a result of the COVID-19 pandemic, most of the face to face work with young people relating to sustainability moved online. This action has been carried forward into sessions 2020/21 and re-scoped as a result of the ongoing affects of the pandemic.	Andrew Brown	03 Nov 2020	Likelihood Impact	Julie McGrogan

P 4. Open, accountable and accessible local government

Ob Equity of access for all residents

Action	Status	Progress	Due Date	Note	Assigned To	Latest Note Date
E/1920DP/09EAO Ensure Equitable Access To Educational Opportunities		<div style="width: 100%;"><div style="background-color: #4f81bd; color: white; text-align: center;">100%</div></div>	30 Jun 2020	Action and associated milestones completed.	Claire Cusick	30 Jun 2020
E/1920DP/10API Analysis and Publication of Performance Information		<div style="width: 83%;"><div style="background-color: #4f81bd; color: white; text-align: center;">83%</div></div>	31 Mar 2020	Delay to the publication and subsequent analysis of establishment Standards and Quality Reports due to the COVID-19 pandemic	Andrew Brown	03 Nov 2020

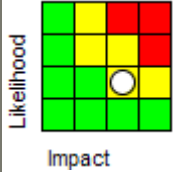
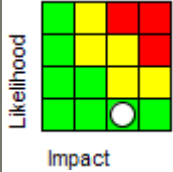
Risk	Current Risk Matrix	Date Reviewed	Latest Note	Latest Note Author	Latest Note Date	Target Risk Matrix	Assigned To																		
EDR/2019/09 Ensure Equitable Access to Educational Opportunities	<p>Likelihood</p> <table border="1"> <tr><td>Green</td><td>Yellow</td><td>Red</td></tr> <tr><td>Green</td><td>Yellow</td><td>Red</td></tr> <tr><td>Green</td><td>Yellow</td><td>Red</td></tr> </table> <p>Impact</p>	Green	Yellow	Red	Green	Yellow	Red	Green	Yellow	Red	03 Aug 2020	Plans and liaison with establishments continues to focus on ensuring all children and young people have equitable access to education, in particular those who are vulnerable and shielding.	Alan Munro	03 Aug 2020	<p>Likelihood</p> <table border="1"> <tr><td>Green</td><td>Yellow</td><td>Red</td></tr> <tr><td>Green</td><td>Yellow</td><td>Red</td></tr> <tr><td>Green</td><td>Yellow</td><td>Red</td></tr> </table> <p>Impact</p>	Green	Yellow	Red	Green	Yellow	Red	Green	Yellow	Red	Claire Cusick
Green	Yellow	Red																							
Green	Yellow	Red																							
Green	Yellow	Red																							
Green	Yellow	Red																							
Green	Yellow	Red																							
Green	Yellow	Red																							
EDR/2019/10 Analysis and Publication of Performance Information	<p>Likelihood</p> <table border="1"> <tr><td>Green</td><td>Yellow</td><td>Red</td></tr> <tr><td>Green</td><td>Yellow</td><td>Red</td></tr> <tr><td>Green</td><td>Yellow</td><td>Red</td></tr> </table> <p>Impact</p>	Green	Yellow	Red	Green	Yellow	Red	Green	Yellow	Red	03 Nov 2020	NIF Plan and Report published. Analysis of establishment Standards and Quality Reports delayed due to COVID-19.	Andrew Brown	03 Nov 2020	<p>Likelihood</p> <table border="1"> <tr><td>Green</td><td>Yellow</td><td>Red</td></tr> <tr><td>Green</td><td>Yellow</td><td>Red</td></tr> <tr><td>Green</td><td>Yellow</td><td>Red</td></tr> </table> <p>Impact</p>	Green	Yellow	Red	Green	Yellow	Red	Green	Yellow	Red	Andrew Brown
Green	Yellow	Red																							
Green	Yellow	Red																							
Green	Yellow	Red																							
Green	Yellow	Red																							
Green	Yellow	Red																							
Green	Yellow	Red																							

P 5. Efficient and effective frontline services that improve the everyday lives of residents

Ob A committed and skilled workforce







Action	Status	Progress	Due Date	Note	Assigned To	Latest Note Date
E/1920DP/14PDS Deliver Professional Development for the Service		<div style="width: 93%;"><div style="background-color: #4f81bd; color: white; text-align: center;">93%</div></div>	30 Jun 2020	Due to the COVID-19 pandemic, face to face professional development paused, so some development opportunities have been carried over into session 2020/21.	Claire Cusick	

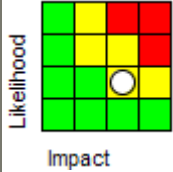
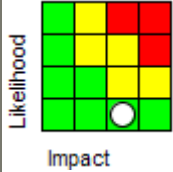
Risk	Current Risk Matrix	Date Reviewed	Latest Note	Latest Note Author	Latest Note Date	Target Risk Matrix	Assigned To
------	---------------------	---------------	-------------	--------------------	------------------	--------------------	-------------

Risk	Current Risk Matrix	Date Reviewed	Latest Note	Latest Note Author	Latest Note Date	Target Risk Matrix	Assigned To
EDR/2019/14 Deliver Professional Development for the Service		03 Aug 2020	The programme for professional learning has been adapted to reflect the COVID situation and delivered remotely. We await SG guidance for one linked action.	Alan Munro	03 Aug 2020		Claire Cusick



A continuously improving Council delivering best value

Action	Status	Progress	Due Date	Note	Assigned To	Latest Note Date
E/1920DP/11EYS Deliver the Early Years Strategy			28 Aug 2020	Early Years Strategy has been implemented successfully. Plan in place to complete all building work which was on target for August 2020 which would have guaranteed the ELC entitlement for all 3 and 4 year olds and eligible 2 year olds. This has been revised to take account of COVID-19 delays to the building programme. The rephased plan is well underway with two projects completed this month and 3 due for completion by December 2020.	Kathy Morrison	11 Sep 2020
E/1920DP/13SEI Deliver Service-Wide Self-Evaluation and Improvement			30 Jun 2020	Implementation of year 3 of School Improvement Framework to evaluate the quality of provision focussing on the core Quality Indicators from How Good is Our School 4.	Julie McGrogan	11 Sep 2020
E/1920DP/15SMP Deliver Service Modernisation Programme			01 Aug 2020	Work on the rollout of ParentPay was re-scoped as a result of the COVID-19 pandemic.	Andrew Brown	03 Nov 2020

Risk	Current Risk Matrix	Date Reviewed	Latest Note	Latest Note Author	Latest Note Date	Target Risk Matrix	Assigned To
EDR/2019/11 Deliver the Early Years Strategy		11 Sep 2020	Plans are in place to mitigate risk of the impact of the ELC closure due to COVID-19. The implementation plan has been revised to take account of the funding flexibility and timescales for completion of building projects. The Scottish Government has asked Councils to provide 600 hours. A new date will be set for 1140 hours. Council's will have a six month lead-in period. As of September 2020, 75% of children are in receipt of 1140 hours which changes week to week as projects complete.	Lynn Henderson	11 Sep 2020		Kathy Morrison

Risk	Current Risk Matrix	Date Reviewed	Latest Note	Latest Note Author	Latest Note Date	Target Risk Matrix	Assigned To
EDR/2019/13 Deliver Service-Wide Self Evaluation and Improvement	Likelihood Impact	03 Nov 2020	Analysis of establishments' SQR's and Improvement Plans delayed as a result of the COVID-19 pandemic.	Andrew Brown	03 Nov 2020	Likelihood Impact	Andrew Brown
EDR/2019/15 Deliver the Service Modernisation Programme	Likelihood Impact	03 Nov 2020	Phase 3 of the ParentPay project (Early Years Establishments) has been re-scoped as a result of the COVID-19 pandemic.	Andrew Brown	03 Nov 2020	Likelihood Impact	Andrew Brown
SR 009 Failure to deliver the Early Years Agenda	Likelihood Impact	05 Aug 2020	The decision on the delivery of the statutory entitlement of 1140 hours will be revised by the SG by December 2020. Council will be given a six month lead in time for statutory delivery of the increased hours.	Alan Munro	05 Aug 2020	Likelihood Impact	Kathy Morrison



Sustainable & attractive local communities

Action	Status	Progress	Due Date	Note	Assigned To	Latest Note Date
E/1920DP/12ELR Develop the Schools Estate in Line with Local Regeneration		<input type="text" value="69%"/>	31 Mar 2020	As a result of the COVID-19 pandemic, consultation on the placing request and admissions criteria was placed on hold, and there was a delay to the building programme at Renton Campus.	Andrew Brown	03 Nov 2020

Risk	Current Risk Matrix	Date Reviewed	Latest Note	Latest Note Author	Latest Note Date	Target Risk Matrix	Assigned To
EDR/2019/12 Develop the Schools Estate in Line with Local Regeneration	Likelihood Impact	03 Nov 2020	Consultation on the revision of admission and placing request criteria placed on hold due to the COVID-19 pandemic.	Andrew Brown	03 Nov 2020	Likelihood Impact	Andrew Brown

